

MSA Latchways® Constant Force post systems

Typical system layouts



MSA Latchways® Constant Force posts kits, as indicated in this document, have been developed to aid component selection.

Available kits:

86200-00 — Kit 1: End connections of a standard system with an MSA Latchways® Removable TransFastener (REF 85085-00)

86201-00 — Kit 2: Intermediate connections for a standard system

86204-00 — Kit 3: End connections for a long system (300-500 feet or a system with more than 3 corners) with an MSA Latchways® Removable TransFastener (REF 85085-00). This contains 2 turnbuckles to facilitate tensioning of long systems.

Ordered Separately:

85080-00 — MSA Latchways® Standard TransFastener

85085-00 — MSA Latchways® Removable TransFastener

00900-14 — 7x7 stainless steel cable

Latchways Constant Force® posts and toggles/screws – see roofing selector guide

IMPORTANT

Information is provided for guidance only. The components detailed in this document may be interchanged to achieve the required system design.



WARNING!

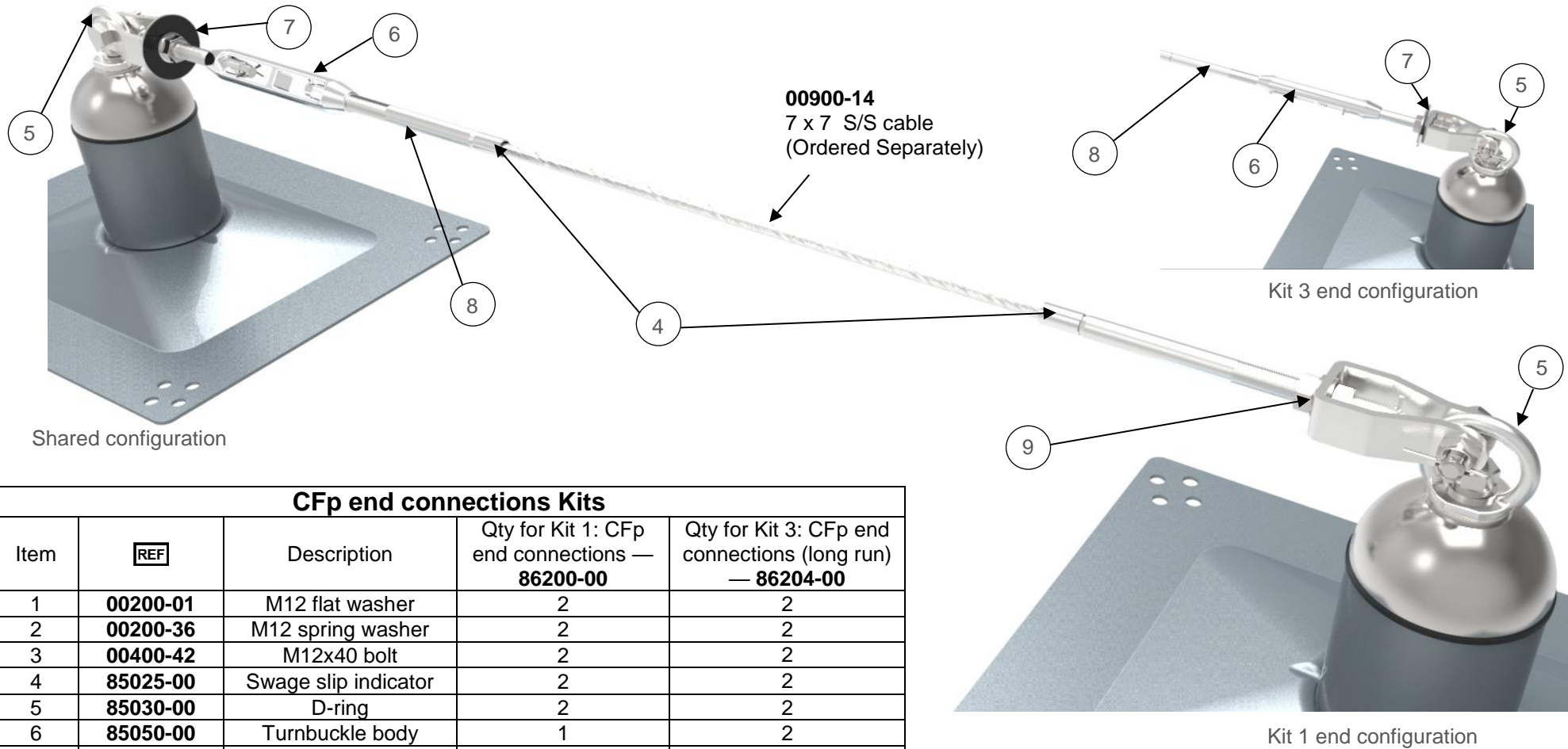
All components shall be installed in accordance with the relevant data sheet and in accordance with MSA Latchways® installation instructions.



WARNING!

All systems shall be designed using datasheet 90017-98 (Constant Force ground clearance requirements)

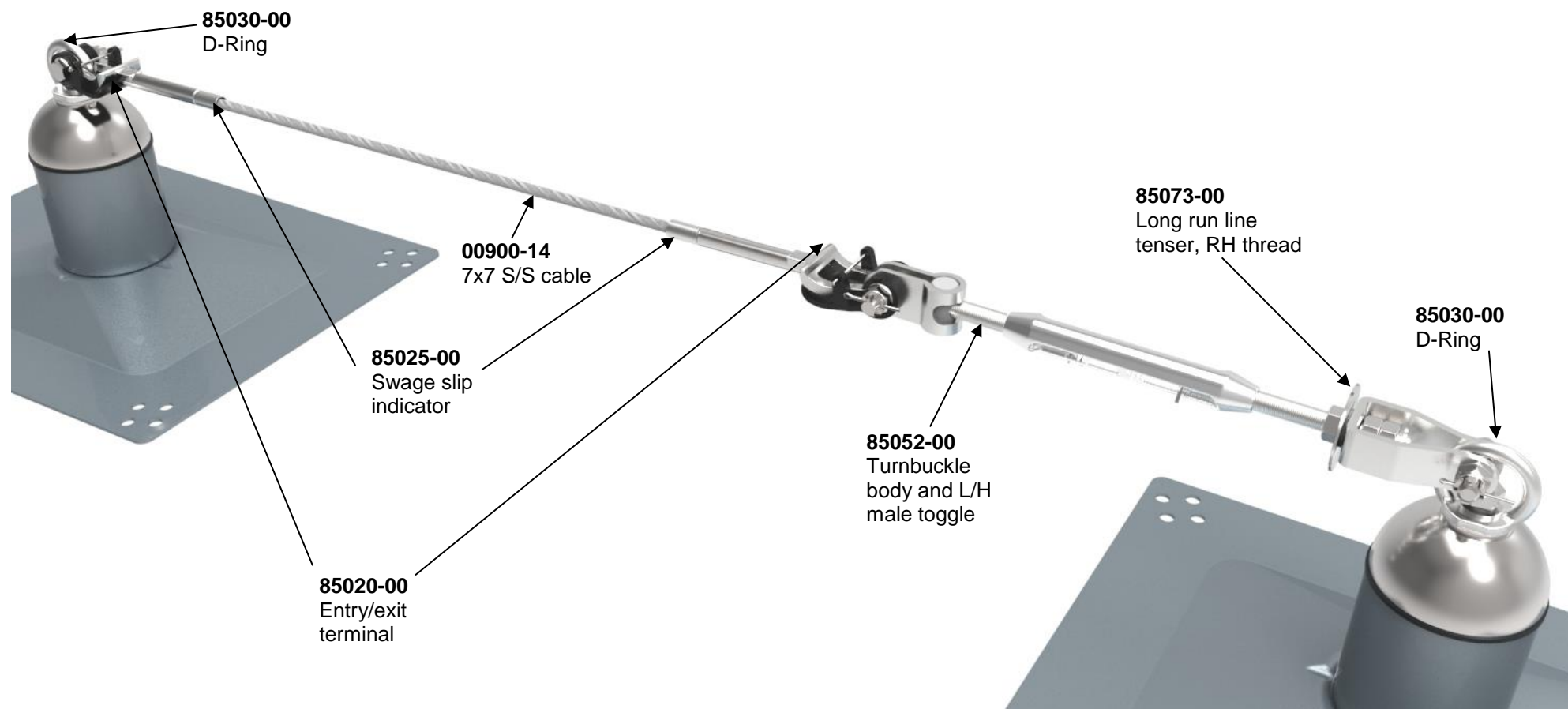
Typical system layout suitable for Latchways Removable TransFastener— 85085-00






CFp end connections Kits

| Item | REF | Description | Qty for Kit 1: CFp end connections — 86200-00 | Qty for Kit 3: CFp end connections (long run) — 86204-00 |
|------|----------|-----------------------|---|--|
| 1 | 00200-01 | M12 flat washer | 2 | 2 |
| 2 | 00200-36 | M12 spring washer | 2 | 2 |
| 3 | 00400-42 | M12x40 bolt | 2 | 2 |
| 4 | 85025-00 | Swage slip indicator | 2 | 2 |
| 5 | 85030-00 | D-ring | 2 | 2 |
| 6 | 85050-00 | Turnbuckle body | 1 | 2 |
| 7 | 85073-00 | Long run line tenser | 1 | 2 |
| 8 | 85162-00 | L/H threaded swage | 1 | 2 |
| 9 | 85391-00 | Swage and clevis unit | 1 | 0 |

Typical system layout suitable for Latchways Standard TransFastener — 85080-00

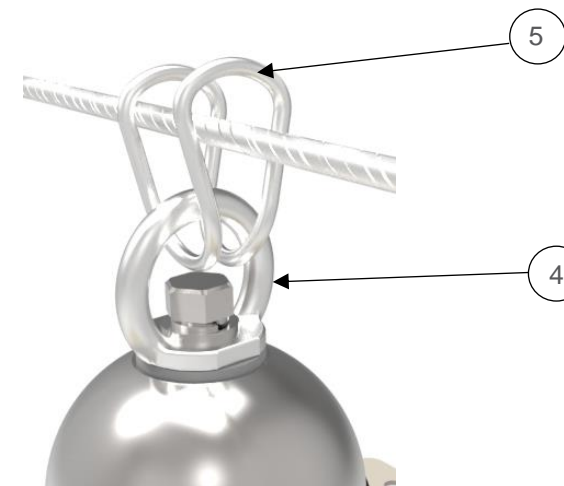


Required hardware for each Latchways Constant Force post (included in all connection kits)



| REF | Description |
|--|---|
|  00400-42 | M12 x 40 mm S/S A4/70 grade hex head set bolt |
|  00200-01 | M12 S/S A4/70 grade Form A washer |
|  00200-36 | M12 S/S A4/70 grade spring washer |

Latchways Constant Force post intermediate connections kit










| 86201-00 — Kit 2 CFp intermediate connections | | | |
|---|-----------------|-------------------|-----|
| Item | REF | Description | Qty |
| 1 | 00200-01 | M12 flat washer | 1 |
| 2 | 00200-36 | M12 spring washer | 1 |
| 3 | 00400-42 | M12x40 bolt | 1 |
| 4 | 85030-00 | D-ring | 1 |
| 5 | 85041-00 | Hanger | 1 |









MSA Latchways® Mobile Anchor Points (MAPs)

| REF | Description |
|---|--|
|  <p data-bbox="797 751 925 778">85080-00</p> | <p data-bbox="1245 560 1720 655">Latchways Standard TransFastener. Requires an Entry/Exit terminal to be connected to the system.</p> |
|  <p data-bbox="797 1139 925 1166">85085-00</p> | <p data-bbox="1234 948 1731 1043">Latchways Removable TransFastener. Can be connected to a system without the need for an entry/exit terminal.</p> |






End anchors, intermediate options, turnbuckles and toggles

| REF | Description | REF | Description |
|---|---|--|---|
|  85016-00 | Heavy Duty D-Ring. Used as an end anchor. |  85050-00 | Turnbuckle body. Used to connect two threaded items. |
|  85010-00 | End Anchor. |  85052-00 | Turnbuckle body with male toggle. Used to connect a threaded item to a non-threaded item. |
|  85030-00 | D-Ring. Used for intermediate connections. |  85053-00 | R/H Female toggle. |
|  85041-00 | Hangers. Used for intermediate connections. |  85056-00 | L/H Male toggle |
|  85048-00Y | Articulating D-Ring. | | |

Tensors, entry/exit terminal and swages

| REF | Description | REF | Description |
|--|--|--|---|
|  85020-00 | Entry/Exit terminal. Required only for the Standard TransFastner. Allows the Standard TransFastener to be inserted/removed from the cable. |  85073-00 | Long run line tensor. Indicates when line is sufficiently tensioned by allowing the black disk to rotate freely only at the correct tension. R/H thread. |
|  85025-00 | Swage slip indicator. |  85162-00 | L/H Threaded swage |
|  85071-00 | Long run line tensor eyelet |  85391-00 | Swage and clevis unit. Connects an end anchor to the cable |

Corner options

| REF | Description | REF | Description |
|---|---|--|---------------------|
|  <p>85170-00</p> | <p>Tube bending tool. Used for adjusting the bend angle on variable corner guides</p> |  <p>85060-00</p> | <p>Corner Unit.</p> |
|  <p>65012-00</p> | <p>90-degree corner guide</p> |  <p>85061-00</p> | <p>Corner tube.</p> |
|  <p>85131-00</p> | <p>Variable corner unit.</p> | | |